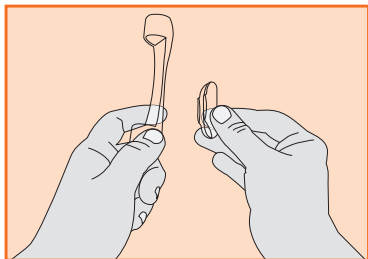


● ● ● **FLipCARD™**system

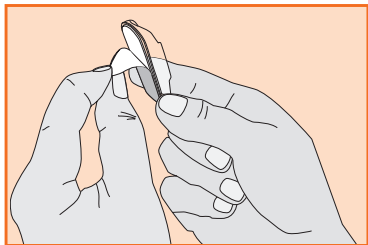
**Attaching your FlipBOOK™  
with the Versa Hinge and  
Universal Mount**

The Universal Mount may be attached to any business machine surface.

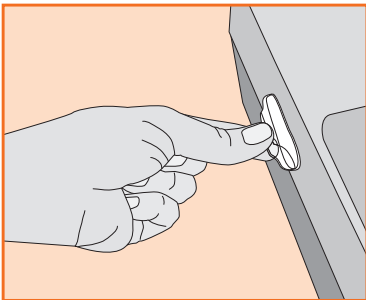
- 1 Clean and dry the surface where the Universal Mount will be attached.



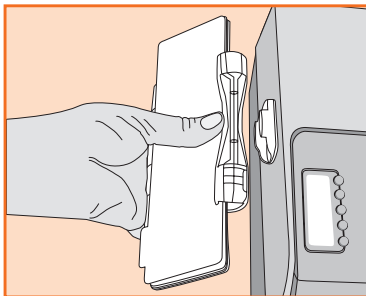
- 2 Detach the Versa Hinge from the Universal Mount.



- 3 Peel the adhesive backing from the Universal Mount.



**4** Position the Universal Mount (without the FlipBOOK) and apply firm pressure for 30 seconds. Wait 24 hours for the adhesive to set.



**5** Snap the Versa Hinge (with the FlipBOOK attached) into the Universal Mount.

---

 **FlipCARD™**system

U.S. PATENT NO. 7,441,356

[www.flipcards.com](http://www.flipcards.com) 585.713.1733