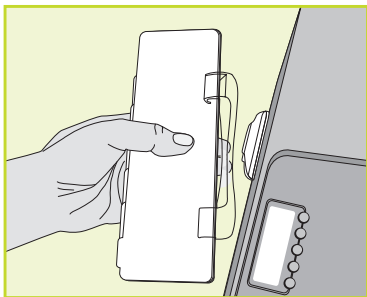
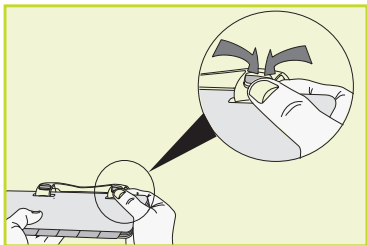


● ● ● FLipCARD™system

Update your FlipBOOK™ with
the Versa Side Snap Hinge
and Universal Mount

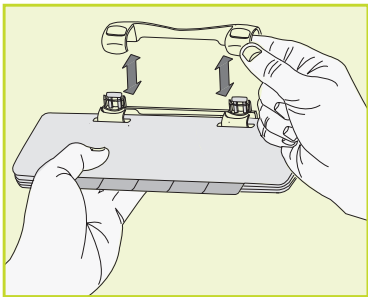


1 Unsnap the Versa Hinge from the
Universal Mount.

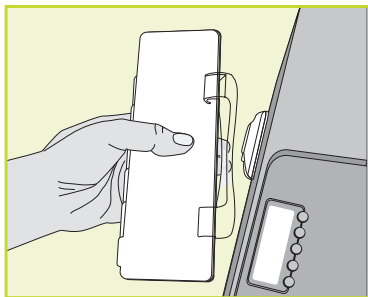


2 Locate the two small snaps. Push
on them so they release, allowing
you to pull the hinge apart into two
pieces.

3 Remove, replace or add FlipCARDS™ as needed.



4 Snap the two halves of the hinge back together.



5 Snap the Versa Hinge (with the FlipBOOK attached) back into the Universal Mount.

 FlipCARD™ system

U.S. PATENT NO. 7,441,356

www.flipcards.com 585.713.1733