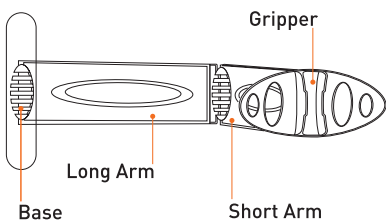


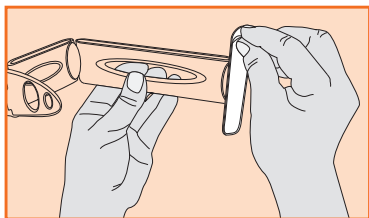
● ● ● FLipCARD™system

Attaching your FlipBOOK™ with the VersaTL Arm and Base

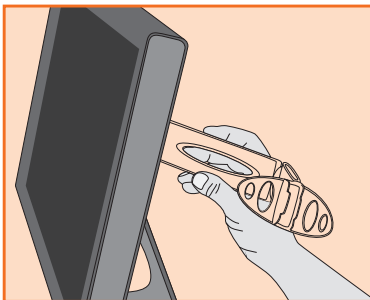
The VersaTL modular hinge system may be attached to the back or side of your monitor or any business machine surface. Your system may include one or more arm extensions.



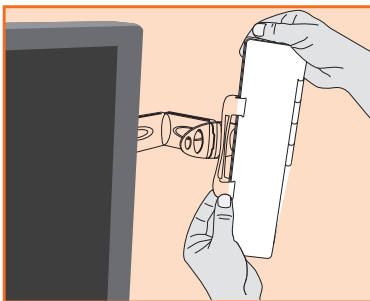
- 1 Clean and dry the surface where the Base will be attached.



- 2 Peel the adhesive backing from the Base.



3 Position the Arm(s) and Base (without the FlipBOOK) and apply firm pressure for 30 seconds. Wait 24 hours for the adhesive to set.



4 Snap the Versa Hinge (with the FlipBOOK attached) into the Gripper. Rotate the arms for optimal viewing of your FlipBOOK.

 FlipCARD™ system

U.S. PATENT NO. 7,823,856

www.flipcards.com 585.713.1733