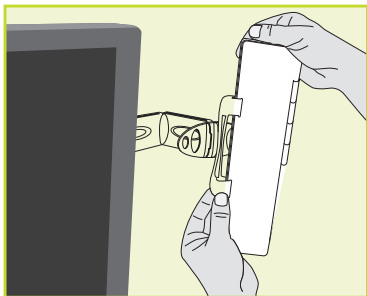
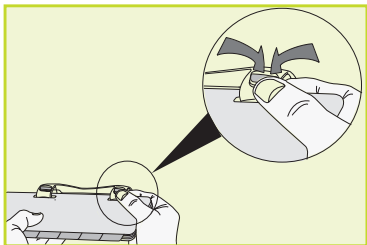


● ● ● FLipCARD™system

Update your FlipBOOK™ with the VersaTL Arm and Base and Side Snap Hinge

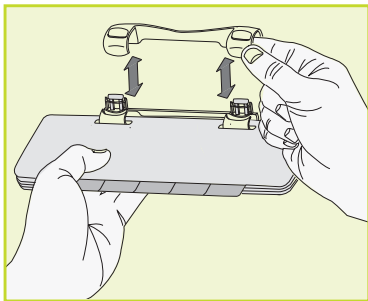


- 1 Unsnap the FlipBOOK from the Gripper.

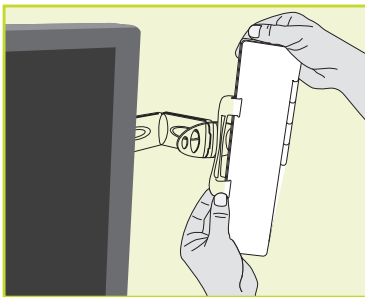


- 2 Locate the two small snaps. Push on them so they release, allowing you to pull the hinge apart into two pieces.

3 Remove, replace or add FlipCARDS™ as needed.



4 Snap the two halves of the hinge back together.



5 Snap the VersaTL Hinge (with the FlipBOOK attached) back into the Gripper. Rotate the arms for optimal viewing of your FlipBOOK.

 FlipCARD™ system

U.S. PATENT NO. 7,823,856

www.flipcards.com 585.713.1733