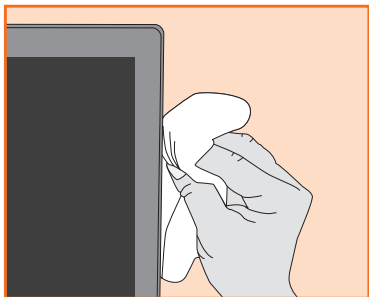


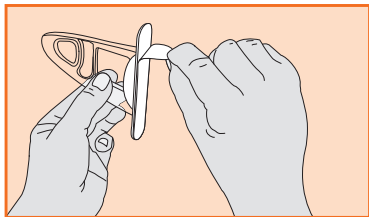
● ● ● **FLipCARD™**system

**Attaching your FlipBOOK™  
with the Versa Hinge and  
Swing Arm and Base**

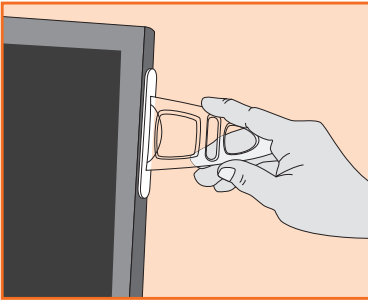
The base of the hinge can be attached to the right or left side or front face of your monitor.



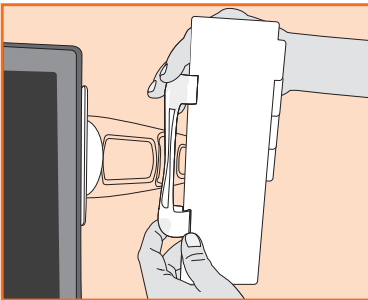
**1** Clean and dry the monitor surface where the Swing Arm and Base will be attached.



**2** Peel the adhesive backing from the Base.



**3** Position the Swing Arm and Base (without the FlipBOOK) and apply firm pressure for 30 seconds. Wait 24 hours for the adhesive to set.



**4** Snap the Versa Hinge (with the FlipBOOK attached) into the Swing Arm and Base.

---

 **FlipCARD<sup>™</sup>system**

U.S. PATENT NO. 7,441,356

[www.flipcards.com](http://www.flipcards.com) 585.713.1733